

Connex

Connex for QuickBooks Match Deposits



CEO and Founder of Sync with Connex.

I have worked with QuickBooks for over 12 years. I created Connex for QuickBooks in 2011.

I have helped set-up hundreds of companies with QuickBooks Desktop.







What does the automatic deposit matcher do?



Our software finds sales in QuickBooks, pulls a recent payout, and matches them. This ensures your payout and sales count as one transaction. Connex adds merchant fees.



Without Connex, it's a time consuming and difficult manual entry process. What is missing? What are the fees? Where is that order?






What are the prerequisites?




1. Use Shopify Payments or Stripe for automatic match.

2. Sync sales to QuickBooks.

3. Sync sales to Undeposited Funds.



For other payment processors, you can upload a spreadsheet. You enter the deposit date and the accounts used to create the deposit.






How does it work?



For Stripe and Shopify Payments users, Connex can automatically match deposits each day. Connex will add merchant fees.



Match Deposits

Deposits After:

8/31/2020



Deposits Before:

9/1/2020



Deposit Account:

Checking



Merchant Fee Account:

Merchant Fees



Received From:

-Enter First Three Letters-



Preview Deposits

Submit

FAQs

Where must the sales be located in QuickBooks?

The sales must reside in the undeposited funds account in QuickBooks. Login to Connex. Click manage. Expand orders, sync orders to QuickBooks, new product and order accounts, and choose undeposited funds as the deposit account.

Does it sync refunds?

Yes, our tool will associate refund receipts or credit memos with refunds.

Can I sync historically?

Yes, you can sync historically by a few days. Connex will pull the payout associated with each day and match it with QuickBooks.

Will the tool sync merchant fees?

Yes, the tool will add merchant fees to the deposit. Choose a fee expense account.

Preview Deposits

Export to Excel

Reference	Sales Ending	Deposit Date	Order Count	Fees	Total
po_1HMOV7HT8z7c8uagBFE77lbq	08/31/2020	09/02/2020	52	373.18	11570.82

Page 1 of 1

1 - 1 of 1 items



Bank Deposit				Help	
<input type="checkbox"/>	Web Store	09/02/2020	Payment	ch_1HMxWo	199.00
<input type="checkbox"/>	Web Store	09/02/2020	Payment	ch_1HMxBnt	249.00
<input type="checkbox"/>	Web Store	09/02/2020	Payment	ch_1HMvxe†	249.00
<input type="checkbox"/>	Web Store	09/02/2020	Payment	ch_1HMvSd†	249.00
<input type="checkbox"/>	Web Store	09/02/2020	Payment	ch_1HMvSd†	287.00
<input type="checkbox"/>	Web Store	09/02/2020	Payment	ch_1HMvJZ†	225.00
<input type="checkbox"/>	Web Store	09/02/2020	Payment	ch_1HMu3G	199.00
<input type="checkbox"/>	Web Store	09/01/2020	Payment	ch_1HMkVgl	287.00
<input type="checkbox"/>	Web Store	09/01/2020	Payment	ch_1HMjr8H	199.00
<input type="checkbox"/>	Web Store	09/01/2020	Payment	ch_1HMihTH	249.00
<input type="checkbox"/>	Web Store	09/01/2020	Payment	ch_1HMicN†	249.00
<input type="checkbox"/>	Web Store	09/01/2020	Payment	ch_1HMfoQ†	249.00
<input type="checkbox"/>	Web Store	09/01/2020	Payment	ch_1HMfDm	249.00



Bank Deposit

<input checked="" type="checkbox"/>	Web Store	08/30/2020	Payment
<input checked="" type="checkbox"/>	Web Store	08/30/2020	Payment

1-50 of 84

Select all

Clear all

[Don't see the payments you want to deposit?](#)

▼ Add funds to this deposit

#	RECEIVED FROM	ACCOUNT	D
1		Merchant Fees	
2			

Add lines

Clear all lines

Track returns for customers

Memo



Date: 8/31/2020 12:38:15 AM Order Count: 52

[? Help](#)

<input type="checkbox"/>	ch_1HLxMfH	249.00
<input type="checkbox"/>	ch_1HLuPmt	249.00

« < 1 2 > »

Total	18497.77
Selected Payments Total	12144.00

AMOUNT	CLASS	
-373.18		
		

Other funds total **\$-373.18**

Cash back memo

Cash back amount

Total \$11,770.82



▼ All

DATE ▼

Add check ▼

09/03/2020

08/31/2020

MEMO	CLASS LOCATION	PAYMENT	DEPOSIT	✓ 📄	BALANCE
Date: 9/3/2020 12:59...					
Date: 8/31/2020 12:38:	<div style="display: flex; align-items: center;"> <div style="border: 1px solid #ccc; padding: 2px;">Class</div> <div style="margin-left: 5px;">▼</div> </div> <div style="border: 1px solid #ccc; padding: 2px; margin-top: 2px;">Location</div>	Payment	11,770.82	📄	18,817.56

Delete
Edit
Cancel
Save

🖨️

📄

⚙️







How does it locate sales?



For Stripe, the user selects use next QuickBooks number. Our software maps the Stripe charge ID to the QuickBooks private notes field. Connex locates sales by date and Stripe charge ID.



For Shopify, our tool matches sales by order number. There is no need to map the reference number from Shopify.



Summary

- Automatically match deposits from Stripe or Shopify Payments
- Sync sales to undeposited funds first.
- Connex will add merchant fees.



**I still experience sync issues.
How do I contact you?**

